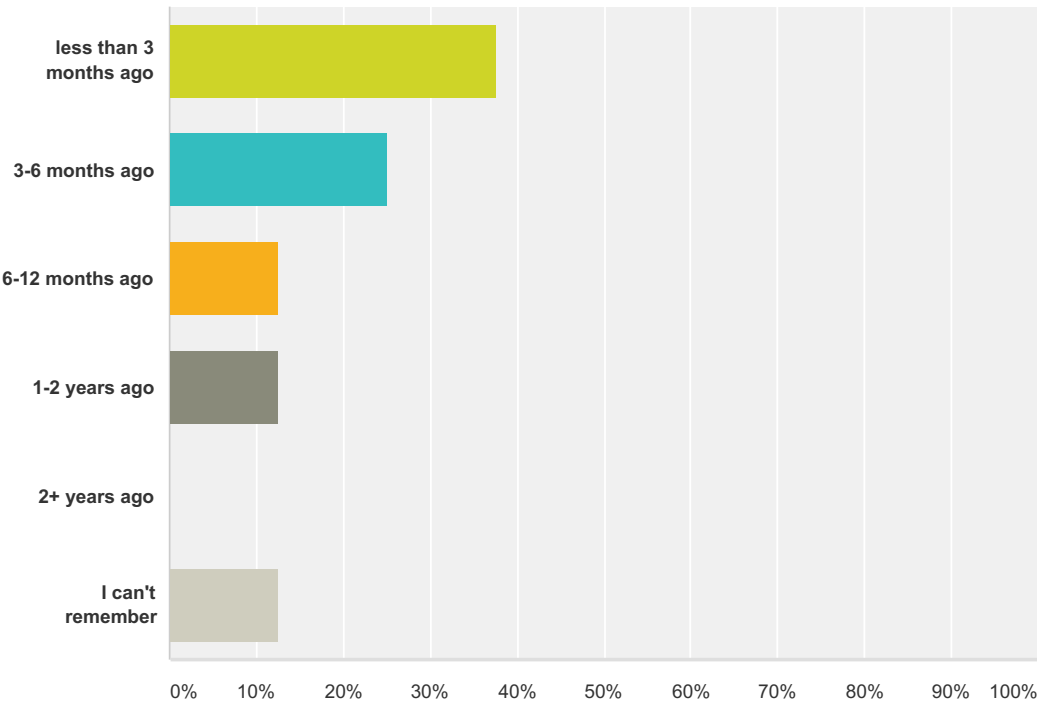


Q1 When was the last time when you tried to do anything with your pensions?

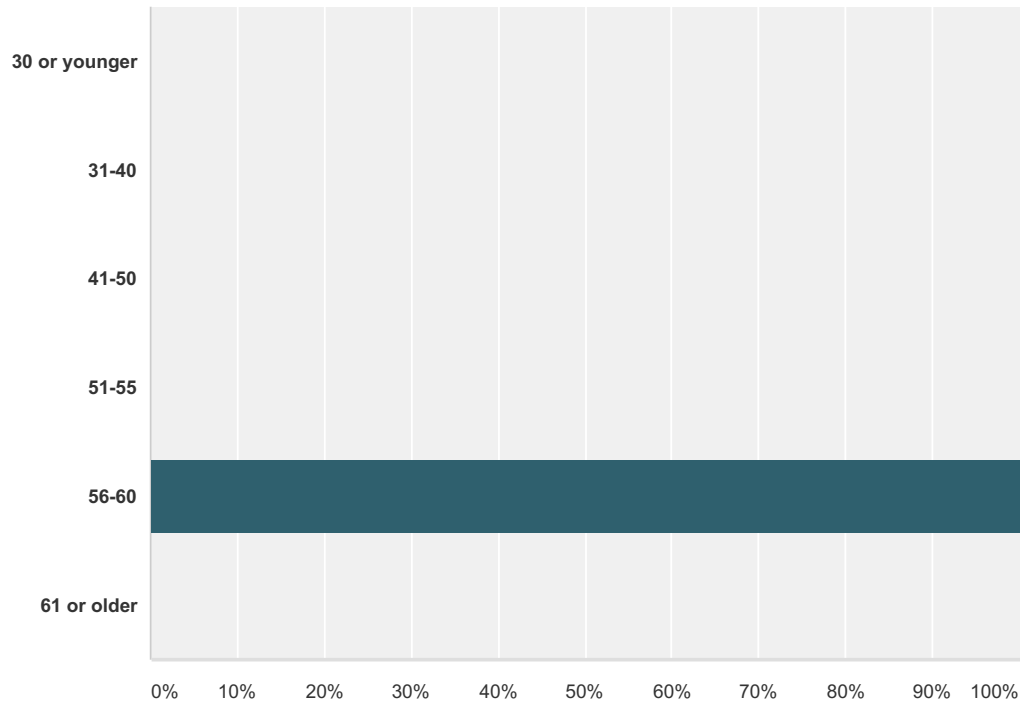
Answered: 8 Skipped: 0



Answer Choices	Responses	
less than 3 months ago	37.50%	3
3-6 months ago	25.00%	2
6-12 months ago	12.50%	1
1-2 years ago	12.50%	1
2+ years ago	0.00%	0
I can't remember	12.50%	1
Total		8

Q2 What is your age?

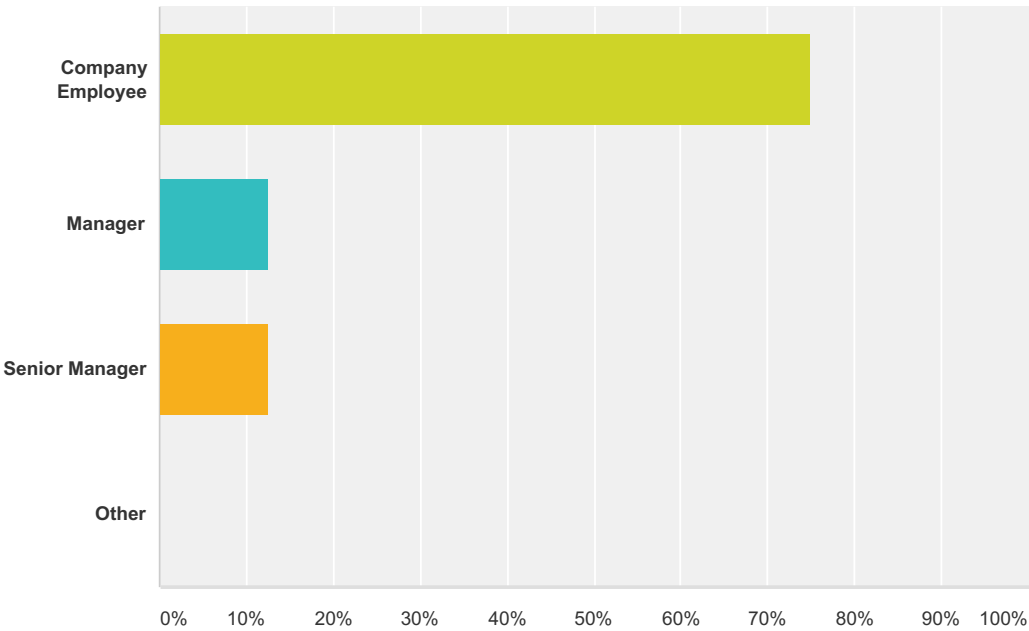
Answered: 8 Skipped: 0



Answer Choices	Responses
30 or younger	0.00%0
31-40	0.00%0
41-50	0.00%0
51-55	0.00%0
56-60	100.00%8
61 or older	0.00%0
Total	8

Q3 What is your job role?

Answered: 8 Skipped: 0



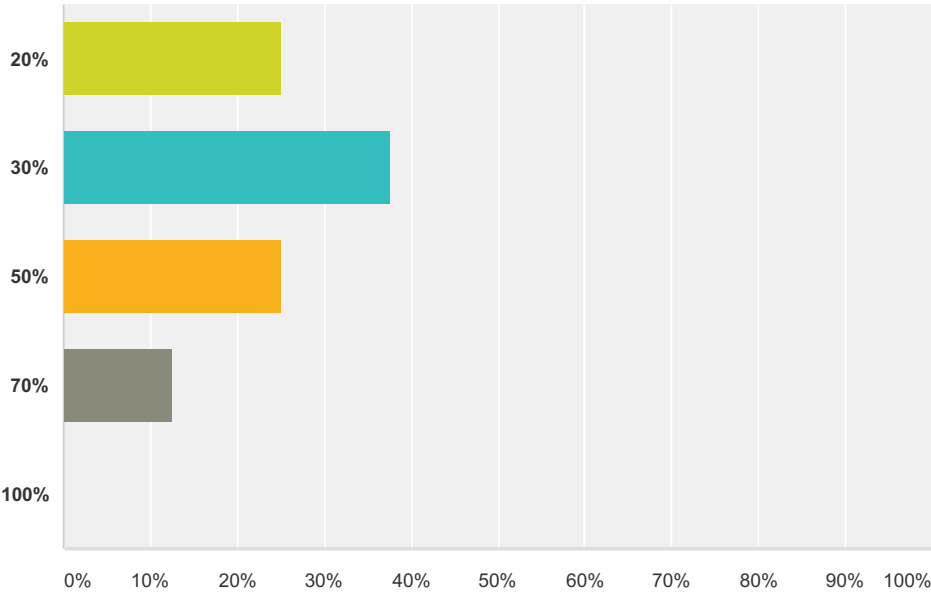
Answer Choices	Responses	
Company Employee	75.00%	6
Manager	12.50%	1
Senior Manager	12.50%	1
Other	0.00%	0
Total		8

**Q4 What makes you think about pensions?**

Answered: 8   Skipped: 0

Q5 What percentage of your current salary do you believe you will need to retire comfortably?

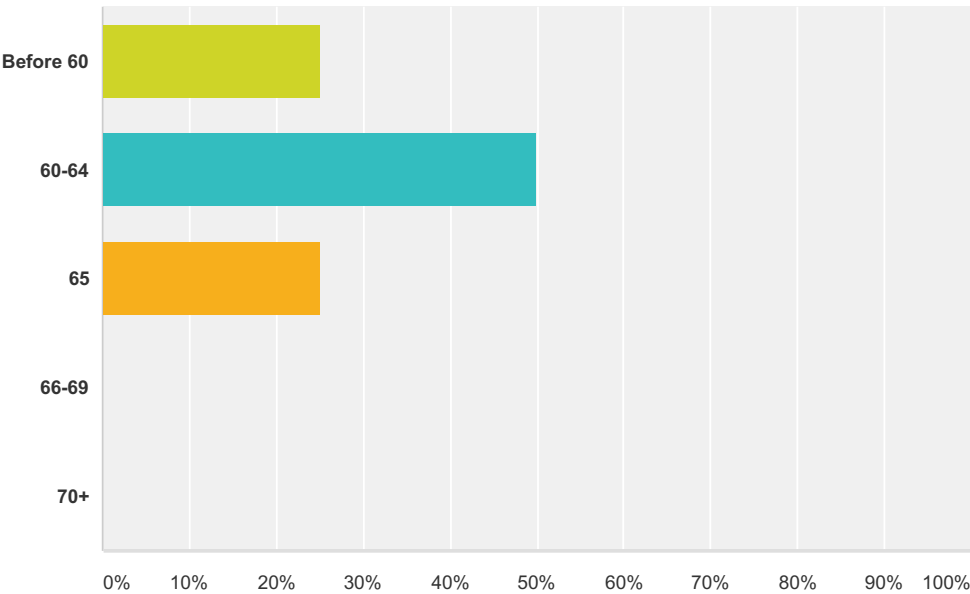
Answered: 8 Skipped: 0



Answer Choices	Responses
20%	25.00%2
30%	37.50%3
50%	25.00%2
70%	12.50%1
100%	0.00%0
Total	8

Q6 When do you expect to retire?

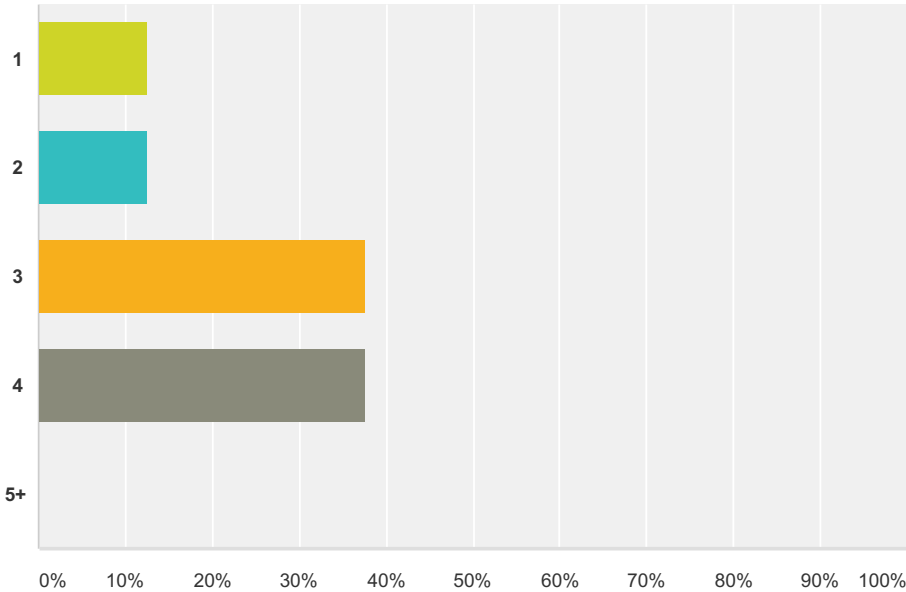
Answered: 8 Skipped: 0



Answer Choices	Responses
Before 60	25.00%2
60-64	50.00%4
65	25.00%2
66-69	0.00%0
70+	0.00%0
Total	8

Q7 How many pension plans do you have now? (old plans from previous employers and any current plans you have)

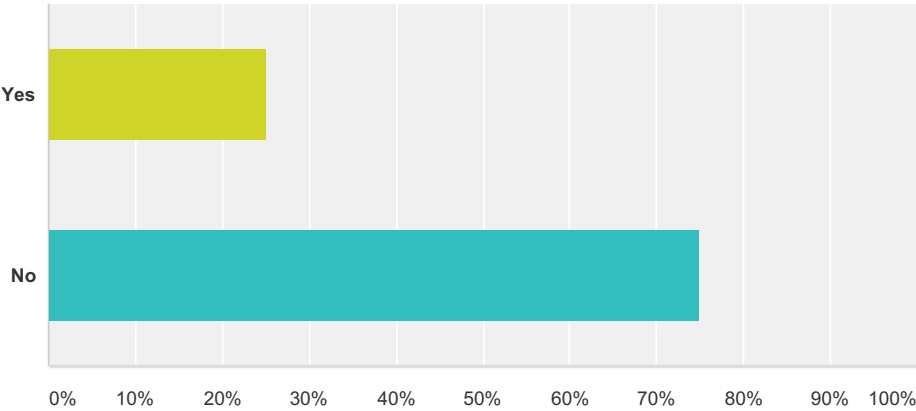
Answered: 8 Skipped: 0



Answer Choices	Responses	
1	12.50%	1
2	12.50%	1
3	37.50%	3
4	37.50%	3
5+	0.00%	0
Total		8

Q8 In the past have you ever requested to unify / transfer your old plans?

Answered: 8 Skipped: 0

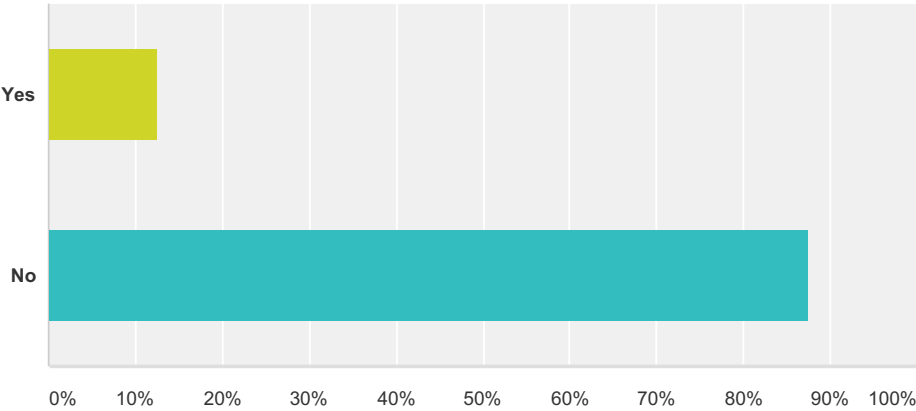


Answer Choices	Responses	
Yes	25.00%	2
No	75.00%	6
Total		8



Q9 Have you ever spoken to a financial adviser about your pension planning?

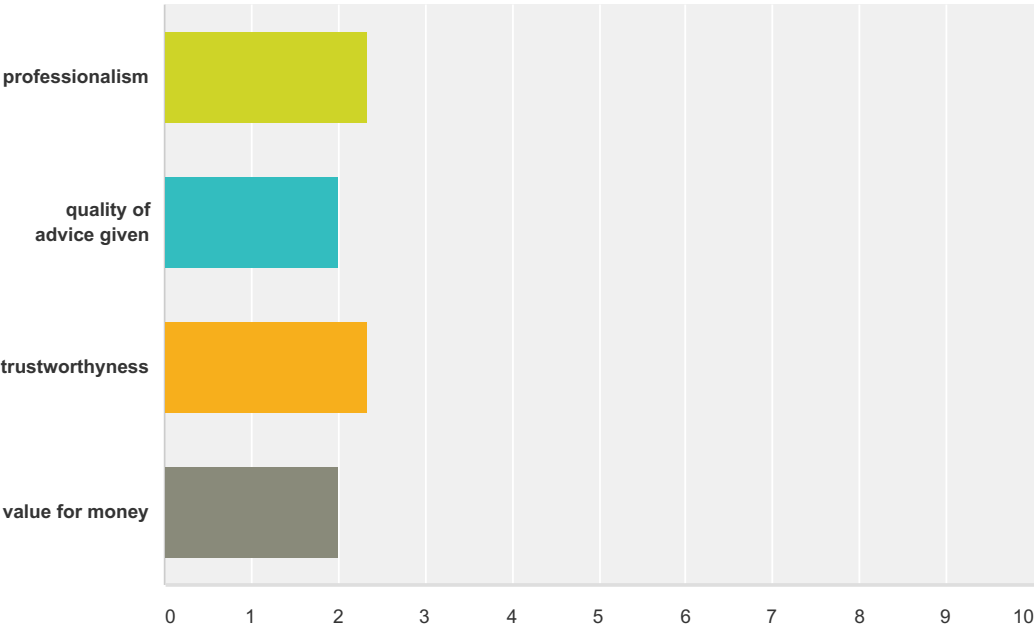
Answered: 8 Skipped: 0



Answer Choices	Responses	
Yes	12.50%	1
No	87.50%	7
Total		8

Q10 If you have received advice in the past on your pensions what was your experience?

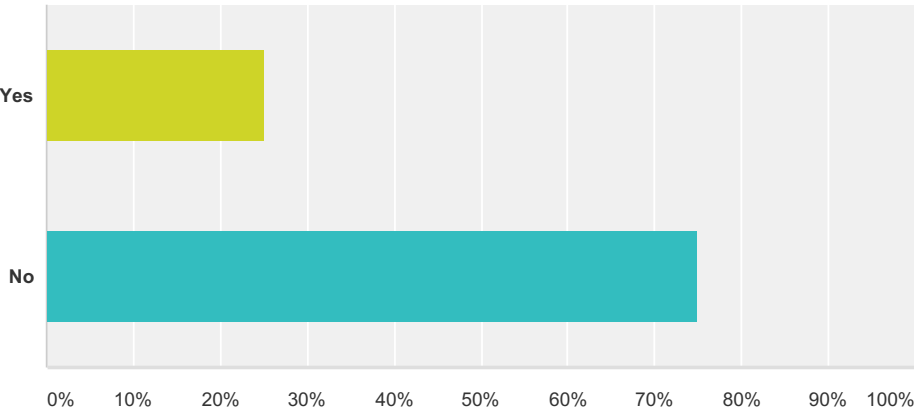
Answered: 3 Skipped: 5



	poor	average	good	very good	excellent	Total	Weighted Average
professionalism	33.33% 1	33.33% 1	0.00% 0	33.33% 1	0.00% 0	3	2.33
quality of advice given	33.33% 1	33.33% 1	33.33% 1	0.00% 0	0.00% 0	3	2.00
trustworthiness	33.33% 1	33.33% 1	0.00% 0	33.33% 1	0.00% 0	3	2.33
value for money	33.33% 1	33.33% 1	33.33% 1	0.00% 0	0.00% 0	3	2.00

Q11 Do you plan to work during retirement?

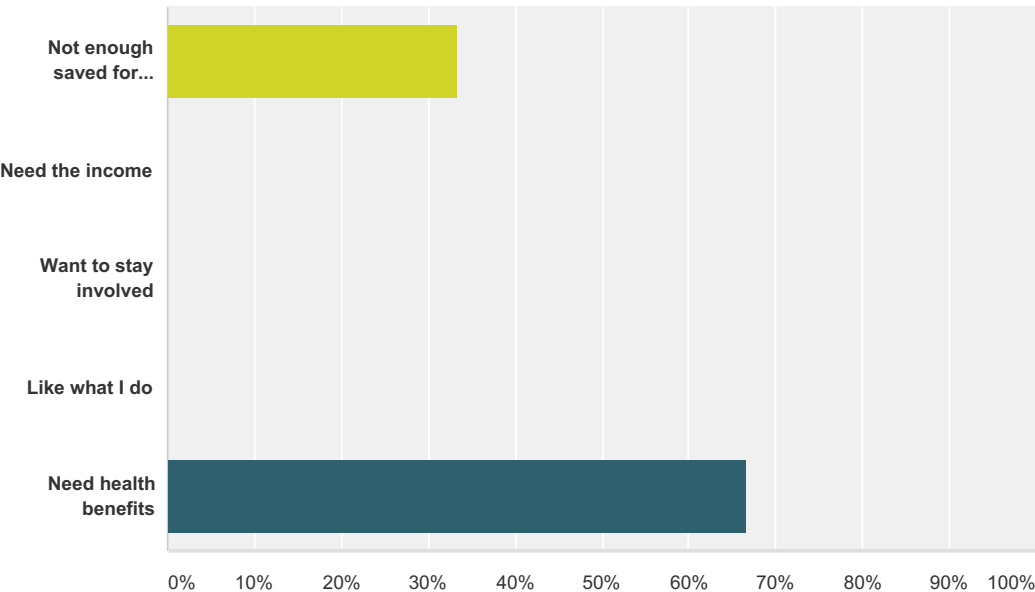
Answered: 8 Skipped: 0



Answer Choices	Responses	
Yes	25.00%	2
No	75.00%	6
Total		8

Q12 If Yes, Why?

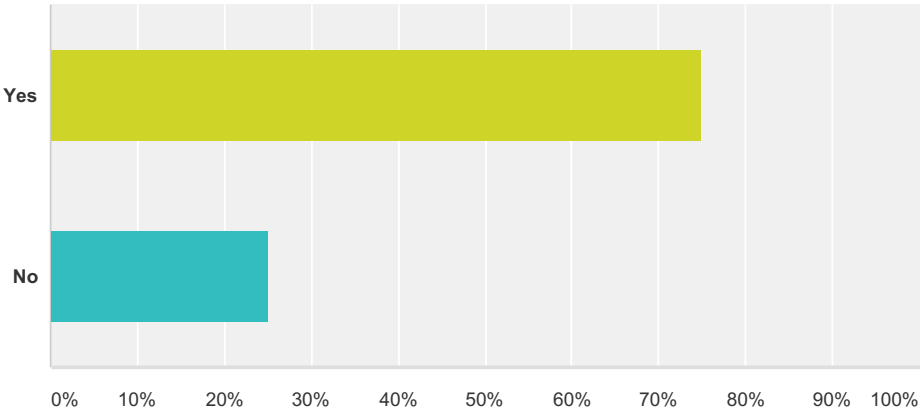
Answered: 3 Skipped: 5



Answer Choices	Responses	
Not enough saved for retirement	33.33%	1
Need the income	0.00%	0
Want to stay involved	0.00%	0
Like what I do	0.00%	0
Need health benefits	66.67%	2
Total Respondents: 3		

Q13 Would you like to help us shape a retirement planning service that will really help people?

Answered: 8 Skipped: 0



Answer Choices	Responses	
Yes	75.00%	6
No	25.00%	2
Total		8

Q14 Full Name

Answered: 5   Skipped: 3

Q15 Email

Answered: 5   Skipped: 3